

SCG VINYL RAIN GUTTER

Perfectly compliments all home styles



5 Reasons to install rain gutters

1



To promote good relationships with neighbours

2



To protect a garden or fish pond from being destroyed by a downpour

3



To protect home siding from dirt, mold growth, and peeling paint.

4



To protect doors and windows in high humidity areas from swelling and rusting.

5



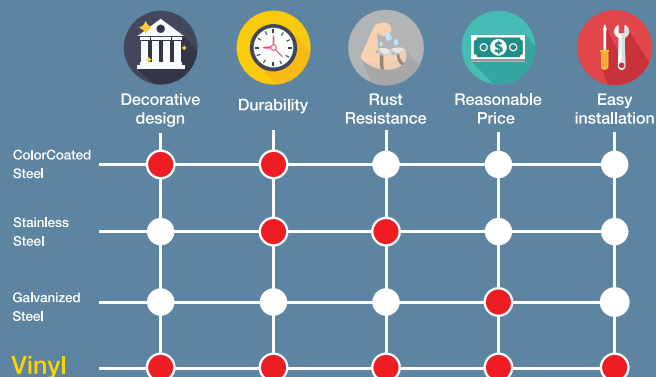
To protect home foundation from soil erosion and ground collapse.

WHY VINYL?

In today's market, rain gutters are constructed from a wide selection of materials depending on their application. Vinyl is one of the most popular and widely used materials in Europe and the United States because of its superior features.

Made of a unique of synthetic polymer, vinyl is generally stronger, more durable and fire retardant than other conventional polymers. Not only is vinyl specially designed for outdoor use, its production process is energy efficient to help reduce global warming. In addition, vinyl is 100% recyclable.


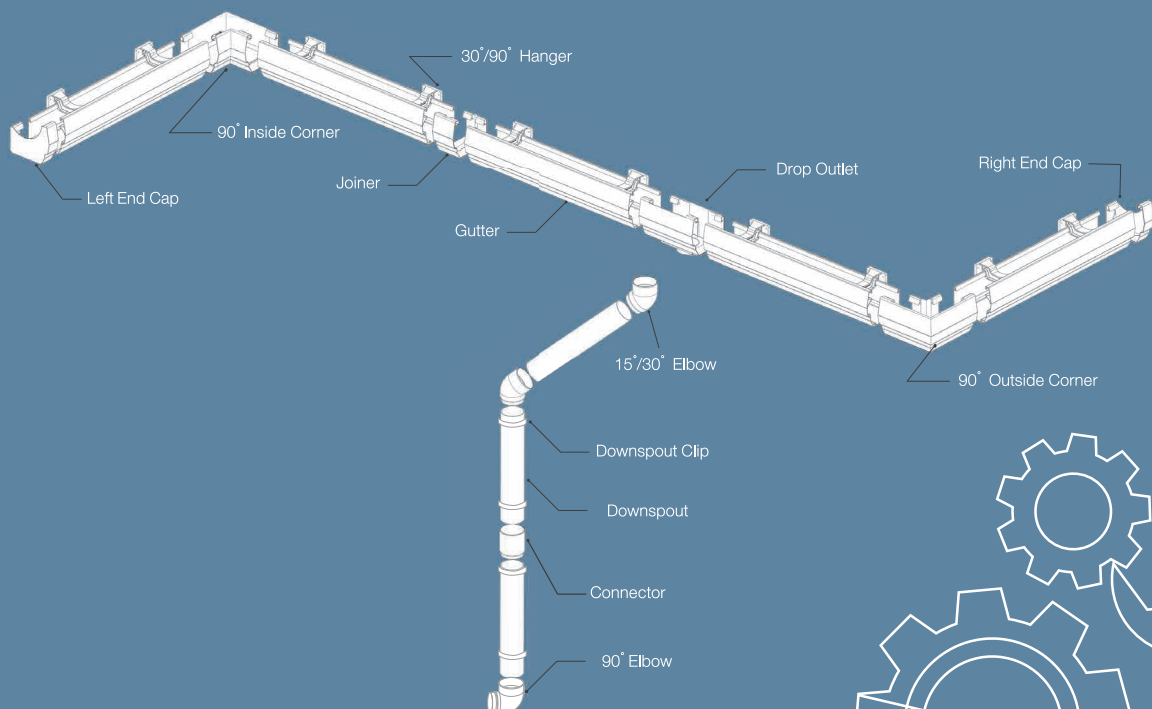
Which are your favorite qualities in **rain gutters**?



Why SCG Vinyl Rain Gutter?



“ SCG vinyl rain gutters are decoratively designed to enhance the exterior of all homes. They are truly seamless in concept to insure fast water flow and protect eaves and fascias thanks to its hidden hangers. Made of solid vinyl and designed for strength to withstand all climate conditions including UV rays from sunlight and acid rain, SCG vinyl rain gutters are guaranteed rust free throughout their service life. ”



Deluxe SCG Vinyl Rain Gutter

● White

The white rain gutter perfectly compliments homes of all styles. Concealed hangers create a seamless design that enhances the exterior attractiveness of any home. The Super Flow function assures rainwater flows quickly through the gutter system. Constructed of solid vinyl and designed to resist all natural conditions including the sun's UV rays and acid rain, SCG vinyl rain gutters are guaranteed to never rust throughout their service life.



Decoratively designed



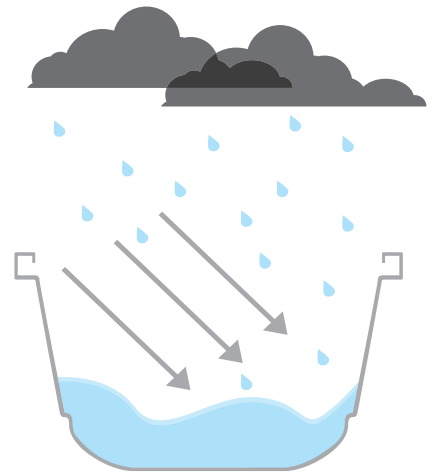
Durable



Rust free



Super Flow Design



Super Flow Design

A superior design of gutter and water flow systems that allow rainwater to flow fast and easily.



Smart SCG Vinyl Rain Gutter

● White ○ Dark Brown ○ Ash Grey

Innovative hangers firmly support gutter sections 3 times greater than regular hangers and thus can carry larger quantities of rainwater. What's more, the gutter features Double Protection - Splash Guard to prevent rainwater from splashing and Over Flow to prevent rainwater from flowing back against eaves and fascias.

"Smart" SCG Vinyl Rain Gutters are made from high quality vinyl to resist all kinds of environments including UV rays from sunlight and acid rain. It is guaranteed rust free throughout its service life.



Decoratively designed



Durable



Rust free



Super Flow Design



Double Protection



Super Flow Design

A flawlessly designed rain gutter and drainage system assures rainwater flows effectively and quickly.

Over Flow System

An innovative flow system that ensures constant flow of rainwater even when debris are present in the gutter, making sure the water will not flow back against eaves and fascias.

Splash Guard

Meticulously designed, the height of the rain gutter prevents rainwater from splashing.



Equipment List of Rain Gutter

Deluxe

● White



Gutter



Joiner



Drop Outlet



90° Outside Corner



135° Outside Corner



Gutter Hanger




Fascia Fixer



End Cap

Smart


● White



Gutter



Joiner



Drop Outlet



90° Outside Corner



90° Inside Corner



135° Outside Corner



135° Inside Corner



End Cap



Shim Plate



30° Hanger



90° Hanger


Equipment List of Rain Gutter

Smart


☐ Dark Brown




Gutter



Joiner




Drop Outlet



90° Outside Corner




90° Inside Corner




135° Outside Corner



135° Inside Corner



End Cap



Shim Plate




30° Hanger




90° Hanger

Smart


☐ Ash Grey




Gutter




Joiner



Drop Outlet




90° Outside Corner




90° Inside Corner




135° Outside Corner



135° Inside Corner



End Cap



Shim Plate



30° Hanger



90° Hanger

Equipment List of Drainage System

Round Style

● White ○ Dark Brown ● Ash Grey



Downspout Round



Connector Round



Downspout Clip Round



15° Elbow Round



30° Elbow Round



90° Elbow Round



30° Vinyl Reducing Elbow



SCG Vinyl Rain Gutter Accessories

Vinyl Rain Chain

● White ○ Dark Brown

Produced from high-quality vinyl. Make your home look colorful with outstanding design.
Add aesthetics to your home that define your style.



Available in 5 designs



Lily



Kitten



Diamond



Lotus



Tulip

28 pieces per 1 box
SCG Vinyl Rain Chain
for 3-meter-long installation.



SCG Vinyl Rain Gutter Accessories

Vinyl Leaf Guard



Vinyl Leaf Guard 3-meter-long in grey color

Compatible with Deluxe and Smart series

Worry-free overflowing rainwater by clogged leaves around rain gutter area.

"SCG Vinyl Leaf Guard" is designed to perfectly fit SCG Vinyl Rain Gutter and its hangers that are newly developed to secure firm installation. This high quality product is long-lasting against all weather conditions while also offers a nice and clean appearance that complements the aesthetic of your home.



Designed to perfectly fit
SCG Vinyl Rain Gutter and its hangers



Small holes that prevent
leaves from falling down

SCG Vinyl Rain Gutter Accessories

Vinyl Balcony Downspout

SCG Vinyl Balcony Downspout is particularly designed to address balcony drainage issues. It helps ensure efficient rainwater drainage from balconies and prevent water staining. It can be installed with downpipes or rain chains while also complements seamlessly to the aesthetic of your house.



- ✓ Provides efficient drainage
- ✓ Directs rainwater to prevent stains
- ✓ Easy to install

Available in 2 colors

Before



Rainwater splashes
all over the place.

After



Install
SCG Balcony Downspout
Prevent water stains.



● White



○ Dark Brown

SCG 30° Vinyl Reducing Elbow

SCG 30° Vinyl Reducing Elbow **NEW**

A solution that provides higher efficiency to downspout installation, helps reducing costs while also renders a neat appearance and prevent leakages.

Available in 3 colors

- ✓ Available in 3 colors, thus no additional paint needed and is ready to be installed
- ✓ More cost-efficient since it reduces numbers of connectors required in the installation process, in turn renders a neat appearance
- ✓ Equipped with a flap that prevent water leakage



*Used for combining main and secondary downspouts (limited to an area size of 50 sqm, or 12 meters)



Before and After 30° Vinyl Reducing Elbow Installation

Conventional Rain Gutter Installation

requires multiple downpipes and connectors

Before



Installation with a 30° Vinyl Reducing Elbow

Decreasing unnecessary downpipes and connectors

After



Project Reference

Smart Series

● White



Project Reference

Smart Series

○ Dark Brown



Project Reference

Smart Series

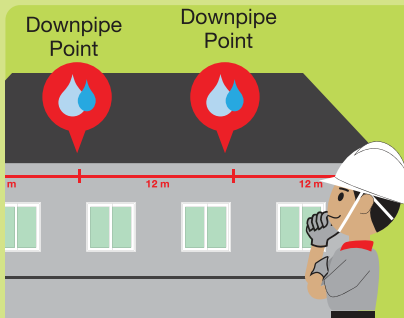
○ Ash Grey



Tips & Tricks

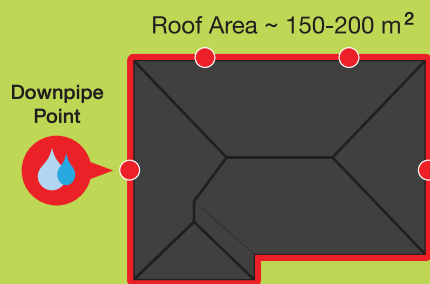


1. Downpipe Point Calculation

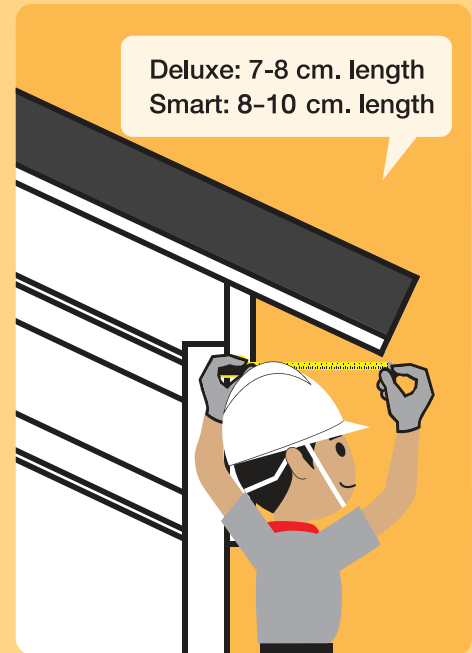


For every 12 m. of eaves length, there must be 1 downpipe point

For every 50 m² of roof area, there must be 1 downpipe point.

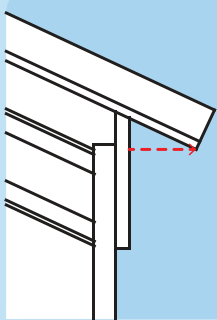


2. Extension of Roof



3. Type of Gutter Hanger that You Should Use

For Straight Eaves



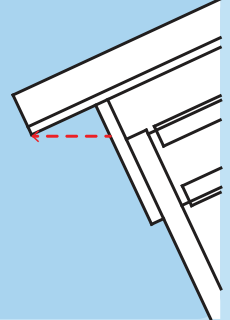
90° Hanger



30° Hanger



For Angled Eaves



4. Gutter Welding Materials

Deluxe



Use white silicone

Smart



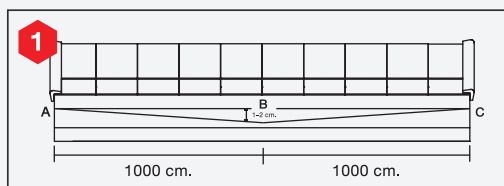
Use high-viscosity solvent cement

For Intallation Rain Gutter Smart Series

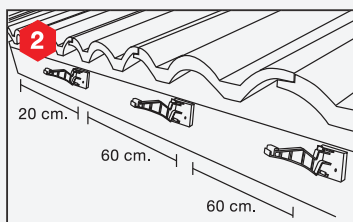


How to install SCG Vinyl Rain Gutter

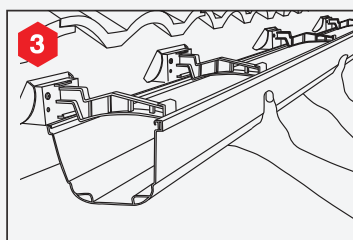
Deluxe



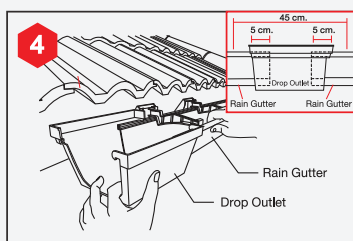
Set the slope level of the rain gutter at 2:1000 cm.



Install the gutter hangers on the eaves of the house by keeping the first hanger not more than 20 cm away from the eaves corner, and the rest not more than 60 cm from each other on average.

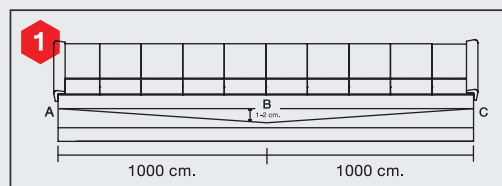


Install the rain gutter with the gutter hangers into the locks.

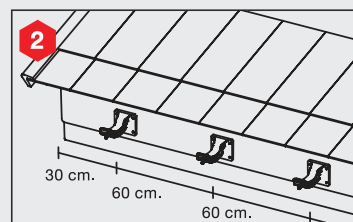


Install the drop outlet to the rain gutter.
The drop outlet must be in the center of the hangers at a distance not more than 45 cm.

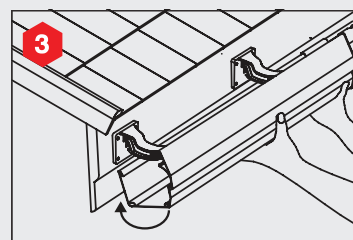
Smart



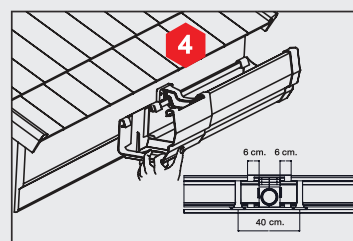
Set the slope level of the rain gutter at 2:1000 cm.



Install the gutter hangers on the eaves of the house by keeping the first hanger not more than 30 cm away from the eaves corner, and the rest not more than 60 cm from each other on average.



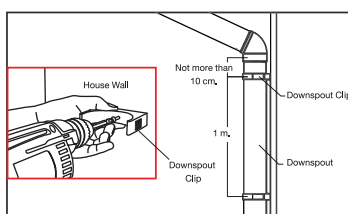
Install the rain gutter with the gutter hangers into the locks.



Install the drop outlet to the rain gutter.
The drop outlet must be in the center of the hangers at a distance not more than 40 cm.


How to install SCG Vinyl Downspout

Round



Install the downspout along the house wall by having a gap between the first downspout clip and the elbow not more than 10 cm. The distance for the next clip must not exceed 1 m.


How to install SCG Vinyl Balcony Downspout




A: Installing with balcony outlets

SCG Balcony Downspout can support a 2" sized round pipe with maximum length of 2.5-10 cm. If longer, consider cutting off the excess length.


Product Dimension



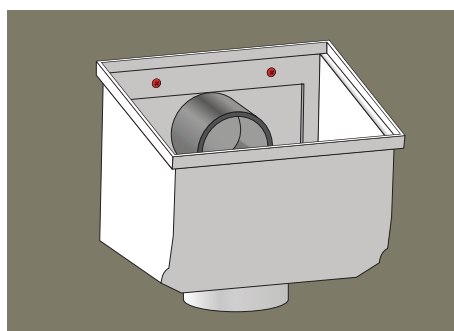
Installation Instruction



- 1 For measurement, cover the balcony outlet with the product, then drill two wholes and insert plastic anchors.



- 2 Add silicone sealant accordingly to the blue line



- 3 Drive two of 1.5" sized screws




- 4 Install a 2.5" sized downpipe or a rain chain

B: Installing with a downpipe or a rain chain

Compatible with rainwater downpipes with 2.5" long diameter. It can also be used with SCG Vinyl Rain Chains.

Equipment for Installation

1. Electric drill with screwdriver bits
2. Tape measure
3. Hacksaw
4. Chalk line reel
5. SCG Solvent Cement (High Pressure)
(In case of installing with a downpipe)
6. Plastic anchor No.7
7. Slotted Mushroom Screw 1.5 "
8. Silicone sealant
9. Pencil
10. Scaffolding or ladder



SCG



หาซื้อได้ที่ ร้านค้าวัสดุก่อสร้างชั้นนำ
SCG Contact Center 02-586-2222
Email : contact@scg.com
www.scgbuildingmaterials.com