

# SCG VINYL SOFFIT SYSTEM



Made in Thailand



## A Complete Solution That Solves It All

Updated : November 2025

# SCG Vinyl Soffit System

**Neat...** Clean finish, beautiful design, and long-lasting color and form.




## 3 Series Available

### Series


#### Solid Board

A wood-slat inspired exterior with sleek, refined grooves.



#### Center Vent

Alternating vented and solid panels to boost airflow under the roof.



#### Full Vent

Provides full ventilation without the need for insect screens



### Color



Pearl White



Vigor Cream

**Offers lower color fading and material deterioration than typical soffits.**

SCG Vinyl Soffit System resists color change better than typical soffits, according to the Accelerated weathering tests.

Equivalent to	0	2	4	6-7	8-10	Years	
SCG Vinyl Soffit System							✓ Easy finishing after installation. Seamless corner alignment.
Typical soffit							✓ No cracking, warping, or sagging. ✓ Resistant to decay and termites. ✓ Retains its original form. Remains unchanged through time.

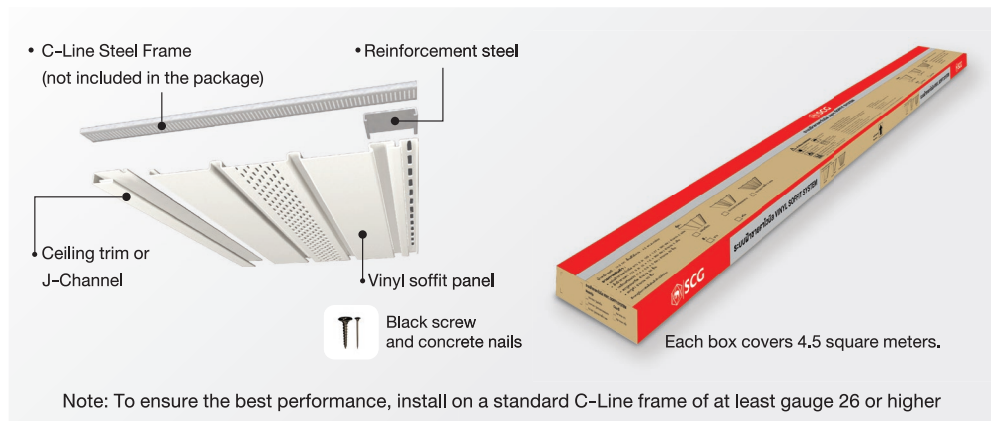


# SCG Vinyl Soffit System

**Complete...** Convenient and ready-to-use, helping you save time and installation costs.

- **Complete kit in a single box.** Ready for installation. (for 3.0 m variant, without C-Line)

1. Vinyl soffit panels, 33 cm wide × 3 m long  
5 panels
2. Ceiling trim or J-Channel, 3 m long  
5 pieces
3. Reinforcing steel, 5 × 5 cm 30 pieces
4. Black screw 50 pieces
5. Concrete nail 50 pieces



- **2x Faster installation.** No insect screens, painting, or finishing required.




## All-in-One Solution...

**Cooler home. Smarter budgeting. Long-term savings on maintenance.**

- Reduces heat buildup under the eaves, reducing temperatures by up to 7° C.
- No extra costs, no termite treatment, no painting, no touch-ups.

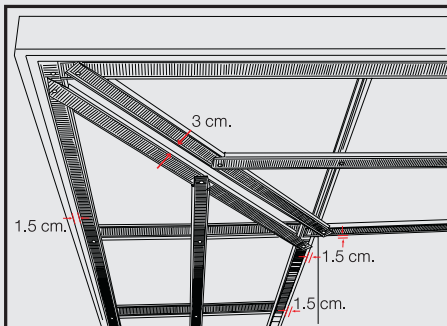
★ With a ventilated soffit design, the product has been tested for ventilation performance by the Building Scientific Research Center, King Mongkut's University of Technology Thonburi.



# SCG VINYL SOFFIT SYSTEM

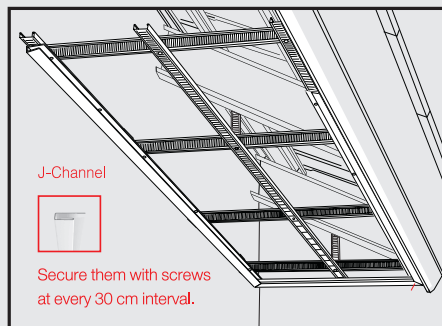


## 3-Step Easy Installation



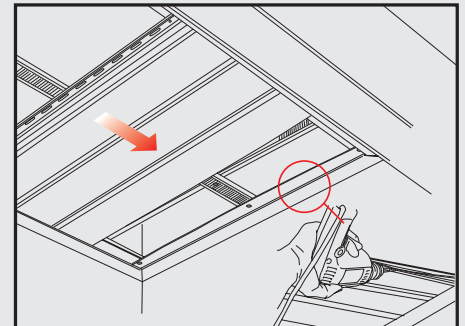
### Step 1

Install C-Line steel frame, aligned with the main structure, 2.5 cm above the ceiling plane.



### Step 2

Fit the ceiling trim or J-Channel along the lower row of the sub-frame.



### Step 3

Install the soffit panels, securing them with screws and reinforcing steel to prevent sagging.

#### Warnings and Precautions

1. Please read the installation manual carefully and follow all instructions.
2. Always prioritize safety when designing structures. For large-scale projects, consult a civil engineer.
3. Product colors may vary from the images due to printing processes.
4. Returns or exchanges are not accepted if the product is used incorrectly or beyond the manual's instructions.
5. The company reserves the right to update these details without prior notice.



At leading construction stores.  
SCG Contact Center 02-586-2222  
Email : [contact@scg.com](mailto:contact@scg.com)  
[www.scgsmartliving.com](http://www.scgsmartliving.com)